

District Level Mapping of Sustainable Development Goal (SDG) 5: Trend Analysis of Crime Against Women (2001-2020)

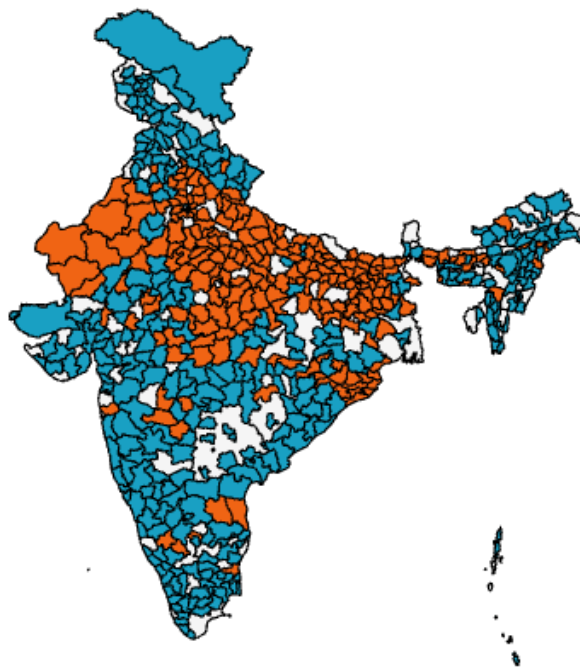
Insight Snapshot

The policy brief aims to analyse the long-term patterns in crime against women from 2001-2020. Furthermore, this brief also attempts to map these patterns at a district level. It utilizes various variables related to crimes against women from the National Crime Records Bureau (NCRB) dataset, which includes assault on women with intent to outrage her modesty per 100,000 women, cruelty by husband or his relatives per 100,000 women, dowry deaths per 100,000 women, insult to modesty of women per 100,000 women, kidnapping and abduction per 100,000 women, rape per 100,000 women, and total crime per 100,000 women. By analysing this extensive dataset, the study aims to identify and plot the patterns and trends in crimes against women over the two-decade period. The selected variables provide insights into specific types of crimes and their prevalence, allowing for a comprehensive understanding of the issue.

Background Context

Achieving Sustainable Development Goal (SDG) 5, which focuses on promoting equality and empowerment for women and girls, has gained increasing significance in recent years. A significant target of SDG-5 is the eradication of discrimination and violence against women and girls in both public and private spheres. To effectively monitor progress and address the diverse challenges faced by women, it is crucial to analyse the district-level data on crimes and discrimination against women. Understanding the variations in crime rates and patterns across districts can help policymakers and stakeholders develop targeted policies and interventions to ensure equitable progress and development. The primary objective of the policy brief is to analyze the trends in crime against women spanning the years 2001 to 2020 at a district level to reveal the true extent of the prevailing conditions.

District Performance at National Level



[District-wise dowry deaths per 100,000 women in India in comparison to National average](#)

[\[Click to access the dashboard\]](#)

Key Findings

The study on the trend analysis of crime from 2001-2020 reveals a mixed picture, encompassing both positive trajectories and areas for further attention.

Positive trends:

The insults to the modesty of women have shown an overall decreasing trend, with the rate declining from 1.601 in 2001 to 0.990 per 100,000 women in 2020, despite fluctuations. In 2020, as many as 264 districts reported no incidents of insults to the modesty of women. However, regions such as Mumbai (Maharashtra), Prakasam (Andhra Pradesh), Kurnool (Andhra Pradesh), Guntur (Andhra Pradesh), and New Delhi (Delhi) showcased rates that may require additional attention.

Dowry deaths have gradually decreased since 2010, although there were fluctuations within the overall decreasing trend. The dowry deaths decreased to 1.024 per 100,000 women by 2020, though there were instances of both increase and decrease in dowry deaths with varying magnitudes. Strikingly, 152 districts reported no instances of dowry-related cases in 2020. Areas like Banda (Uttar Pradesh), Dholpur (Rajasthan), Mainpuri (Uttar Pradesh), North (Delhi), and Gautam Budh Nagar (Uttar Pradesh) exhibited a need for focused attention due to elevated rates.

Importation of girls displayed a fluctuating yet declining trend, with the rate decreasing to 0.00066 per 100,000 women and girls in 2020. Imphal West (Manipur) recorded a rate of 0.38 per 100,000 women in 2020, while all other districts with available data reported no incidents of importation of girls.

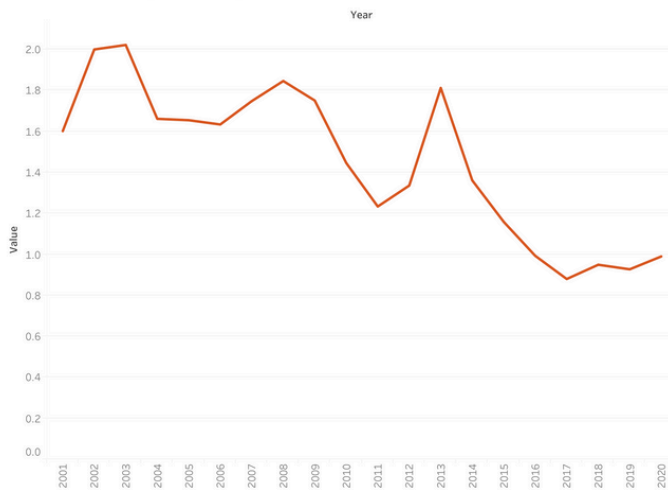
Kidnapping and abduction incidents saw a consistent increase until 2018, rising from 3.279 in 2001 to 11.802 per 100,000 women. However, there has been a slight improvement as the rate declined in 2020. In 2020, numerous districts recorded no incidents of abduction and kidnapping. However noteworthy are New Delhi (Delhi), North (Delhi), Morigaon (Assam), and Mumbai (Maharashtra), suggesting the need for varying levels of attention within different regions.

The incidence of reported rape cases followed a complex pattern, with a gradual increase until 2016, reaching 7.527 per 100,000 women, then followed by a decline to 5.448 per 100,000 women in 2020. Despite numerous districts including Siang Upper (Arunachal Pradesh), Tawang (Arunachal Pradesh), Pondicherry (Puducherry), Nicobar (Andaman & Nicobar Islands), Tuensang (Nagaland), Chandel (Manipur), Churachandpur (Manipur), Saiha (Mizoram), and others, reported no rape cases in 2020, certain regions such as New Delhi (Delhi), Dibang Valley (Arunachal Pradesh), Morigaon (Assam), and Aurangabad (Maharashtra) indicate potential areas for attention.

Focus Areas for Policy Consideration:

Incidents of assault on women with the intent to outrage their modesty have significantly increased over the years, doubling from 7.689 in 2001 to 14.509 incidents per 100,000 women in 2014. The rate gradually rose, reaching 15.066 incidents per 100,000 women by 2020. Districts like Dibang Valley (Arunachal Pradesh), Aurangabad (Maharashtra), Puri (Odisha), Jagatsinghpur (Odisha), and New Delhi (Delhi) exhibited high rates of assault on women with the intent to outrage her modesty in 2020. In contrast, 28 districts reported no incidents of such assaults during the same period.

Trends Over Time (Line Graph)

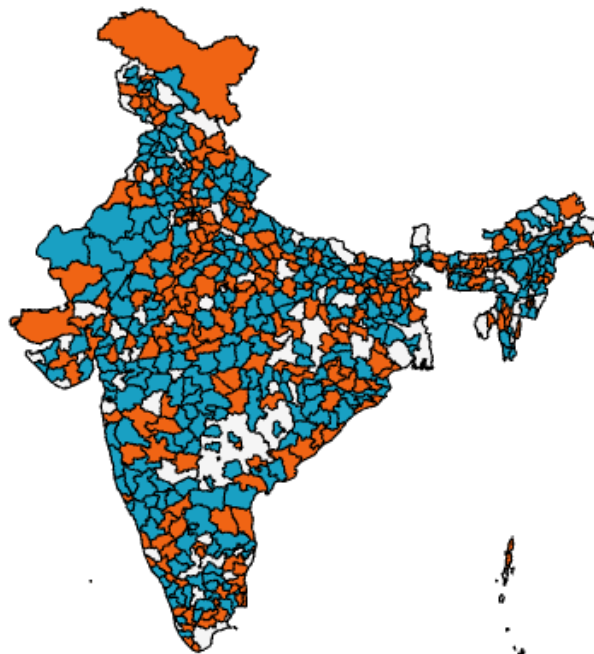


[Insult to modesty per 100000 women in India](#)
[\[Click to access the dashboard\]](#)

Cruelty by husbands or his relatives shows an overall upward trajectory until 2010, with rates reaching 14.927 per 100,000 women. In 2019, there was a surge in reported incidents. However, there was a decline in reported incidents in 2020. The analysis reveals an upward trend in incidents of cruelty by husbands or their relatives per 100,000 women and girls, with variations observed in specific years, including a dip in 2011 and fluctuations between 2014 and 2018. During 2020, districts including New Delhi (Delhi), Aurangabad (Maharashtra), Jorhat (Assam), Barpeta (Assam), and Morigaon (Assam) showed higher rates of cruelty by husbands or their relatives per 100,000 women. On the other hand, 42 districts reported no incidents of cruelty by husbands or his relatives during the same period.

Lastly, total crime per 100,000 women depicts an overall increase from 26.22 in 2001 to 37.70 in 2020, with a notable surge between 2012 and 2014. However, there are fluctuations in the trend, including a gradual decline in crime from 2014 to 2017 and variations in reported incidents in recent years, suggesting a complex pattern of crime rates.

District Performance at State Level



District-wise rape Cases per 100000 women in comparison to respective State Averages
[\[Click to access the dashboard\]](#)

Future insights

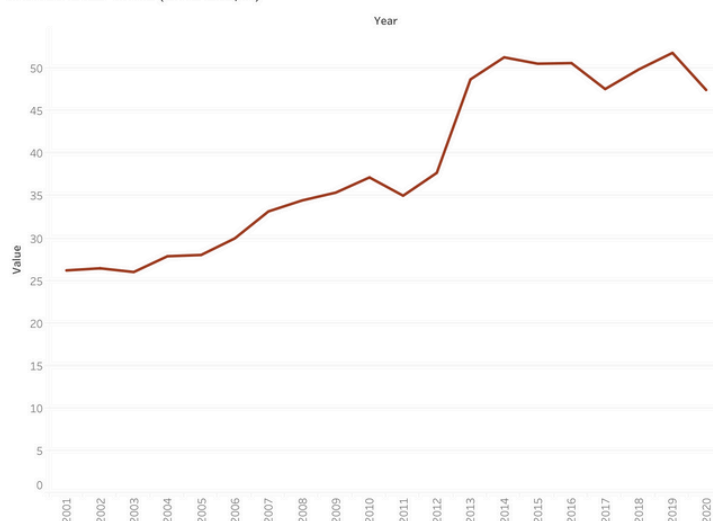
The analysis of crime data on women provides valuable insights. While some variables show the need for more attention, others demonstrate positive trends in development. A striking feature evident from the district-level data analysis is a substantial number of districts reporting no incidents of crime against women in specific categories, revealing significant variations across different regions.

Over the years, both Central and State governments have taken proactive measures to address the issue of crime against women.

The Government of India has introduced many policies and initiatives to curb such crimes. Notable among these are the National Mission for Empowerment of Women (2010), Nirbhaya Fund (2013), One Stop Centers (Sakhi) (2015), Women Helpline (181) (2015), Ujjawala (a scheme for prevention of trafficking and rescue), Emergency Response Support System (ERSS) (2018), Investigation Tracking System for Sexual Offences (2019), National Database on Sexual Offenders (NDSO) (2018), Safe City Projects under the Nirbhaya Funds and many more. At the state level, numerous schemes and policies have been implemented to ensure the safety of women, such as Gauravi (Maharashtra, 2013), the Kerala Nirbhaya Project (2013), She Teams (Telangana, 2014), Rajasthan Mahila Suraksha Abhiyan (2019), and PINK Patrol (Delhi, 2019) and others, highlight the diverse efforts made by states to create a safer environment for women.

These findings emphasise the importance of persistent efforts in implementing preventive measures, strengthening legal frameworks, raising public awareness, and promoting gender equality to ensure the safety and well-being of women. Effectively addressing issues such as assault, domestic cruelty, dowry deaths, trafficking, disrespect for women, kidnapping, and rape requires a comprehensive approach involving multiple strategies and long-term commitment. By prioritising these areas, policymakers and stakeholders can work towards creating a society where women can live free from fear and violence.

Trends Over Time (Line Graph)



[Total Crime per 100,000 women \(2001-2020\)](#)
[\[Click the link to access the dashboard\]](#)

Metrics and Measures

| SDG target | Indicator | Data set |
|--|---|--------------------------------------|
| SDG 5.1: End discrimination against women and girls | Total crime per 100,000 women | National Crime Records Bureau (NCRB) |
| SDG 5.2: Eliminate all forms of violence against all women and girls in the public and private spheres, including trafficking and sexual and other types of exploitation | Assault on women with intent to outrage her modesty per 100,000 women | |
| | Cruelty by husband or his relatives per 100,000 women | |
| | Dowry deaths per 100,000 women | |
| | Insult to modesty of women per 100,000 women | |
| | Kidnapping and abduction per 100,000 women | |
| | Rape per 100,000 women | |

Contributors: Hanna Stanley & Bhaumik Vyas

Gender Centre
 Indian Institute of Management, Ahmedabad
 Vastrapur, Ahmedabad, Gujarat 380015